

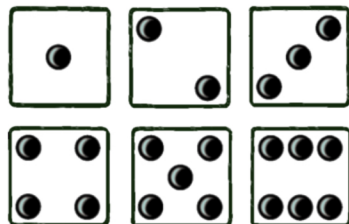
# Roll & Colour

A colouring-in game for one person. Can you fill the festive sweets with different colours?

You need: six pencils in different colours and three dice (or roll online).

## Before Playing

- Fill each of these dice in a different colour.
- Number the columns and rows on the front of the card (1-3 for columns, 4-6 for rows).

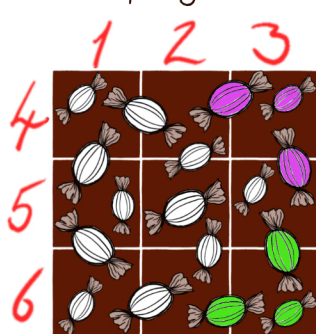


## How to Play

1. Roll the three dice.
2. Allocate the results. Use one result for the column, one for the row, and the last one for the colour.
3. Choose a blank sweet in that column and row, and fill with the colour rolled. Sweets which cross rows or columns count as either.

Repeat until there are no blank sweets left.

Example: you roll 3, 4, 6.



Your only column option is 3. You could use 4 as the row and 6 as the colour to fill in any of the sweets shown in purple. Or you could use 6 as the row and 4 as the colour to fill in any of the green sweets.

## How to Score


Score one point for each sweet which does NOT share a square (i.e. the same row and column) with a sweet of the same colour.

Up to 13 = sweet work!  
14-16 = that's great!  
17 = perfect humbugs!

## Confused?

Watch a video here.

If your dice are all 1-3 or 4-6 and you can't pick a row or column, then either re-roll all the dice or choose one to flip. If there are sweets left, but you can't fill one in, then re-roll all dice or flip one.



# BAH! HUMBUG

**DISSENT**

visit [www.dissentgames.com/cards](http://www.dissentgames.com/cards)